

Acti 9

Low voltage

The efficiency you deserve

iID residual current circuit breakers (AC type)

DB116619

Country approval pictogram

IEC/EN 61008-1





The iID residual current circuit breakers provide:
- protection of persons against electric shock by direct contact (<= 30 mA),
- protection of persons against electric shock by indirect contact (<= 100 mA),
- protection of installations against the risk of fire (300 mA or 500 mA).

Catalogue numbers

iID residual current circuit breakers for 230/400 V network

Type			AC ~							Width in 9 mm module
Auxiliaries			Module CA907002							
2P		Sensitivity	10 mA	30 mA	100 mA	300 mA	500 mA	300 mA s	500 mA s	
DB122476 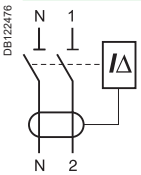	Rating	16 A	A9R10216	-	-	-	-	-	-	4
		25 A	A9R10225	A9R71225	-	A9R74225	A9R16225	-	-	
		40 A	-	A9R71240	A9R12240	A9R74240	A9R16240	-	-	
		63 A	-	A9R71263	A9R12263	A9R74263	A9R16263	A9R15263	-	
		80 A	-	A9R11280	A9R12280	A9R14280	-	A9R15280	-	
		100 A	-	A9R11291	A9R12291	A9R14291	-	A9R15291	-	
4P		Sensitivity	10 mA	30 mA	100 mA	300 mA	500 mA	300 mA s	500 mA s	
DB122477 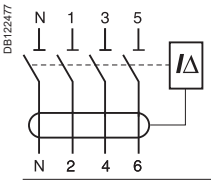	Rating	25 A	-	A9R71425	-	A9R74425	A9R16425	-	-	8
		40 A	-	A9R71440	A9R12440	A9R74440	A9R16440	A9R15440	A9R17440	
		63 A	-	A9R71463	A9R12463	A9R74463	A9R16463	A9R15463	A9R17463	
		80 A	-	A9R11480	A9R12480	A9R14480	A9R16480	A9R15480	A9R17480	
		100 A	-	A9R11491	A9R12491	A9R14491	-	A9R15491	-	

iID residual current circuit breakers (A type)

DB116619

Country approval pictogram

IEC/EN 61008-1





The iID residual current circuit breakers provide:
- protection of persons against electric shock by direct contact (<= 30 mA),
- protection of persons against electric shock by indirect contact (<= 100 mA),
- protection of installations against the risk of fire (300 mA or 500 mA).

Catalogue numbers

iID residual current circuit breakers for 230/400 V network

Type			A						Width in 9 mm module
Auxiliaries			Module CA907002						
2P		Sensitivity	10 mA	30 mA	100 mA	300 mA	500 mA	300 mA s	
DB122476 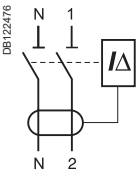	Rating	16 A	A9R20216	-	-	-	-	-	4
		25 A	A9R20225	A9R51225	-	A9R54225	-	-	
		40 A	-	A9R51240	-	A9R54240	-	A9R25240	
		63 A	-	A9R51263	-	A9R54263	-	A9R25263	
		100 A	-	A9R21291	-	A9R24291	-	A9R25291	
4P		Sensitivity	10 mA	30 mA	100 mA	300 mA	500 mA	300 mA s	
DB122477 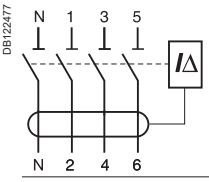	Rating	25 A	-	A9R51425	-	A9R54425	-	-	8
		40 A	-	A9R51440	A9R22440	A9R54440	A9R26440	A9R25440	
		63 A	-	A9R51463	A9R22463	A9R54463	A9R26463	A9R25463	
		80 A	-	A9R21480	-	A9R24480	-	A9R25480	
		100 A	-	A9R21491	-	A9R24491	A9R26491	A9R25491	

iID residual current circuit breakers for 110/230 V network

Type			A	Width in 9 mm module
Auxiliaries			Module CA907002	
2P		Sensitivity	30 mA	
DB122476 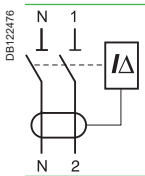	Rating	63 A	A9R08263	4
4P		Sensitivity	30 mA	
DB122477 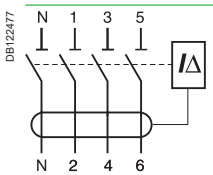	Rating	63 A	A9R08463	8
Voltage rating (Ue)		2P	110 V	
		4P	230 V	
Operating frequency			50/60 Hz	
Accessories			Module CA907000 and CA907001	

iID residual current circuit breakers (SI type)

DB116619

Country approval pictogram

IEC/EN 61008-1





The iID residual current circuit breakers provide:
- protection of persons against electric shock by direct contact (<= 30 mA),
- protection of persons against electric shock by indirect contact (<= 300 mA),
- protection of installations against the risk of fire (300 mA or 500 mA).

The ***SI*** type provides increased immunity from electrical interference and polluted or corrosive environments.

Catalogue numbers

iID residual current circuit breakers for 230/400 V network

Type			*SI*					Width in 9 mm module
Auxiliaries			**Module CA907002**					
2P		**Sensitivity**	**10 mA**	**30 mA**	**300 mA**	**300 mA s**	**500 mA s**	
DB122476 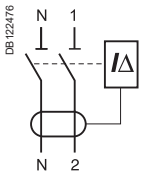	Rating	16 A	-	-	-	-	-	4
		25 A	**A9R30225**	**A9R91225**	-	-	-	
		40 A	-	**A9R91240**	-	**A9R35240**	-	
		63 A	-	**A9R91263**	-	**A9R35263**	-	
		100 A	-	-	-	**A9R35291**	-	
4P		**Sensitivity**	**10 mA**	**30 mA**	**300 mA**	**300 mA s**	**500 mA s**	
DB122477 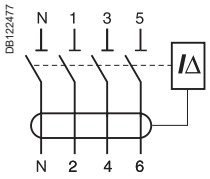	Rating	25 A	-	**A9R91425**	-	-	-	8
		40 A	-	**A9R91440**	-	**A9R35440**	**A9R37440**	
		63 A	-	**A9R91463**	**A9R34463**	**A9R35463**	**A9R37463**	
		80 A	-	**A9R31480**	-	**A9R35480**	**A9R37480**	
		100 A	-	**A9R31491**	**A9R34491**	**A9R35491**	-	

iC60N circuit breakers (curve B, C, D)

DB116619

Country approval pictograms





IEC/EN 60947-2
IEC/EN 60898-1

iC60N circuit breakers are multi-standard circuit breakers which combine the following functions:
- circuit protection against short-circuit currents,
- circuit protection against overload currents,
- suitable for industrial isolation according to IEC/EN 60947-2, standard.
- fault tripping indication by a red mechanical indicator in circuit breaker front face.

Alternating current (AC) 50/60 Hz						
Breaking capacity (Icu) according to IEC/EN 60947-2						Service breaking capacity (Ics)
		Voltage (Ue)				
Ph/Ph (2P, 3P, 4P)		12 to 133 V	220 to 240 V	380 to 415 V	440 V	
Ph/N (1P, 1P+N)		12 to 60 V	100 to 133 V	220 to 240 V	-	
Rating (In)	0.5 to 4 A	50 kA	50 kA	50 kA	25 kA	100 % of Icu
	6 to 63 A	36 kA	20 kA	10 kA	6 kA	75 % of Icu
Breaking capacity (Icn) according to IEC/EN 60898-1						
		Voltage (Ue)				
Ph/Ph		400 V				
Ph/N		230 V				
Rating (In)	0.5 to 63 A	6000 A				

Direct current (DC)							
Breaking capacity (Icu) according to IEC/EN 60947-2							Service breaking capacity (Ics)
		Voltage (Ue)					
Between +/-		12 to 60 V	<= 72 V	<= 125 V	<= 180 V	<= 250 V	
Number of poles		1P		2P	3P	4P	
Rating (In)	0.5 to 63 A	15 kA	10 kA	10 kA	10 kA	10 kA	100 % of Icu

Catalogue numbers

iC60N circuit breaker						
Type	1P			1P+N		
						
Auxiliaries	Remote tripping and indication, module CA907000 and CA907002			Remote tripping and indication, module CA907000 and CA907002		
Vigi iC60	Vigi iC60 add-on residual current device, module CA902005			Vigi iC60 add-on residual current device, module CA902005		
Rating (In)	Curve			Curve		
	B	C	D	B	C	D
0.5 A	A9F73170	A9F74170	A9F75170	A9F73670	A9F74670	A9F75670
1 A	A9F73101	A9F74101	A9F75101	A9F73601	A9F74601	A9F75601
2 A	A9F73102	A9F74102	A9F75102	A9F73602	A9F74602	A9F75602
3 A	A9F73103	A9F74103	A9F75103	A9F73603	A9F74603	A9F75603
4 A	A9F73104	A9F74104	A9F75104	A9F73604	A9F74604	A9F75604
6 A	A9F73106	A9F74106	A9F75106	A9F73606	A9F74606	A9F75606
10 A	A9F73110	A9F74110	A9F75110	A9F73610	A9F74610	A9F75610
13 A	A9F73113	A9F74113	A9F75113	A9F73613	A9F74613	A9F75613
16 A	A9F73116	A9F74116	A9F75116	A9F73616	A9F74616	A9F75616
20 A	A9F73120	A9F74120	A9F75120	A9F73620	A9F74620	A9F75620
25 A	A9F73125	A9F74125	A9F75125	A9F73625	A9F74625	A9F75625
32 A	A9F73132	A9F74132	A9F75132	A9F73632	A9F74632	A9F75632
40 A	A9F73140	A9F74140	A9F75140	A9F73640	A9F74640	A9F75640
50 A	A9F73150	A9F74150	A9F75150	A9F73650	A9F74650	A9F75650
63 A	A9F73163	A9F74163	A9F75163	A9F73663	A9F74663	A9F75663
Width in 9-mm modules	2			4		
Accessories	Module CA907000 and CA907001			Module CA907000 and CA907001		

iC60N circuit breakers (curve B, C, D) (cont.)



b Insulated terminals IP20

Visi-trip window
b Fault tripping is indicated by a red mechanical indicator on the front face

b Large circuit labelling area

Positive contact indication
b Suitable for industrial isolation according to IEC/EN 60947-2 standard.
b The presence of the green strip guarantees physical opening of the contacts and allows operations to be performed on the downstream circuit in complete safety

b Double clip for dismounting with comb busbar in place

b Increased product service life thanks to:
v overvoltage resistance by high level of industrial performances conception (pollution degree, rated impulse withstand voltage and insulation voltage),
v high performance limitation (see limitation curves),
v fast closing independent of the speed of actuation of the toggle.
b Remote indication, open/closed/tripped, by optional auxiliary contacts.
b Top or bottom electrical feeding.

	2P			3P			4P		
	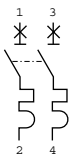			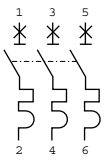			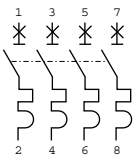		
	Remote tripping and indication, module CA907000 and CA907002			Remote tripping and indication, module CA907000 and CA907002			Remote tripping and indication, module CA907000 and CA907002		
	Vigi iC60 add-on residual current device, module CA902005			Vigi iC60 add-on residual current device, module CA902005			Vigi iC60 add-on residual current device, module CA902005		
	Curve			Curve			Curve		
	B	C	D	B	C	D	B	C	D
	A9F73270	A9F74270	A9F75270	A9F73370	A9F74370	A9F75370	A9F73470	A9F74470	A9F75470
	A9F73201	A9F74201	A9F75201	A9F73301	A9F74301	A9F75301	A9F73401	A9F74401	A9F75401
	A9F73202	A9F74202	A9F75202	A9F73302	A9F74302	A9F75302	A9F73402	A9F74402	A9F75402
	A9F73203	A9F74203	A9F75203	A9F73303	A9F74303	A9F75303	A9F73403	A9F74403	A9F75403
	A9F73204	A9F74204	A9F75204	A9F73304	A9F74304	A9F75304	A9F73404	A9F74404	A9F75404
	A9F73206	A9F74206	A9F75206	A9F73306	A9F74306	A9F75306	A9F73406	A9F74406	A9F75406
	A9F73210	A9F74210	A9F75210	A9F73310	A9F74310	A9F75310	A9F73410	A9F74410	A9F75410
	A9F73213	A9F74213	A9F75213	A9F73313	A9F74313	A9F75313	A9F73413	A9F74413	A9F75413
	A9F73216	A9F74216	A9F75216	A9F73316	A9F74316	A9F75316	A9F73416	A9F74416	A9F75416
	A9F73220	A9F74220	A9F75220	A9F73320	A9F74320	A9F75320	A9F73420	A9F74420	A9F75420
	A9F73225	A9F74225	A9F75225	A9F73325	A9F74325	A9F75325	A9F73425	A9F74425	A9F75425
	A9F73232	A9F74232	A9F75232	A9F73332	A9F74332	A9F75332	A9F73432	A9F74432	A9F75432
	A9F73240	A9F74240	A9F75240	A9F73340	A9F74340	A9F75340	A9F73440	A9F74440	A9F75440
	A9F73250	A9F74250	A9F75250	A9F73350	A9F74350	A9F75350	A9F73450	A9F74450	A9F75450
	A9F73263	A9F74263	A9F75263	A9F73363	A9F74363	A9F75363	A9F73463	A9F74463	A9F75463
	4			6			8		
	Module CA907000 and CA907001			Module CA907000 and CA907001			Module CA907000 and CA907001		

iC60N circuit breakers (curve B, C, D) (cont.)

Connection

DB123060

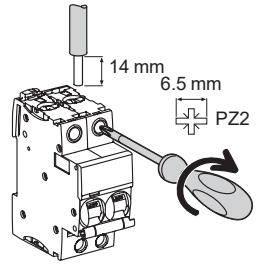

Rating	Tightening torque	Without accessory: Copper cables – Rigid	Without accessory: Copper cables – Flexible or with ferrule	With accessories: 50 mm² Al terminal	With accessories: Screw-on connection for ring terminal	With accessories: Multi-cables terminal – Rigid cables	With accessories: Multi-cables terminal – Flexible cables
					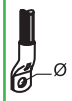		
0.5 to 25 A	2 N.m	1 to 25 mm²	1 to 16 mm²	-	Ø 5 mm	-	-
32 to 63 A	3.5 N.m	1 to 35 mm²	1 to 25 mm²	50 mm²		3 x 16 mm²	3 x 10 mm²

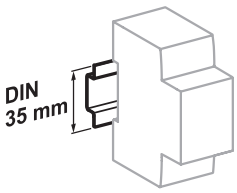

Clip on DIN rail 35 mm.

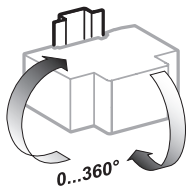

Indifferent position of installation.

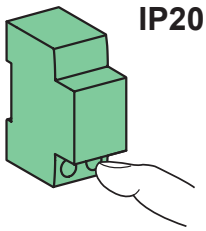

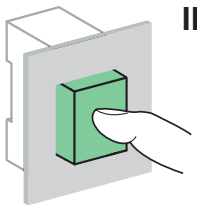

Technical data

Main characteristics		
According to IEC/EN 60947-2		
Insulation voltage (Ui)		500 V AC
Pollution degree		3
Rated impulse withstand voltage (Uimp)		6 kV
Thermal tripping	Reference temperature	50 °C
	Temperature derating	See module CA908007
Magnetic tripping	B curve	4 In ± 20 %
	C curve	8 In ± 20 %
	D curve	12 In ± 20 %
Utilization category		A
According to IEC/EN 60898-1		
Limitation class		3
Rated making and breaking capacity of an individual pole (Icn1)		Icn1 = Icn
Additional characteristics		
Breaking capacity under 1 pole with IT 380-415 V isolated neutral system (case of double fault)	40 A	4 kA
	50/63 A	3 kA
Degree of protection (IEC 60529)	Device only	IP20
	Device in modular enclosure	IP40 Insulation class II
Endurance (O-C)	Electrical	10,000 cycles
	Mechanical	20,000 cycles
Overvoltage category (IEC 60364)		IV
Operating temperature		-35°C to +70°C
Storage temperature		-40°C to +85°C
Tropicalization (IEC 60068-1)		Treatment 2 (relative humidity 95 % to 55°C)

Weight (g)

Circuit-breaker	
Type	**iC60N**
1P	125
2P	250
3P	375
4P	500

Dimensions (mm)

DB123392

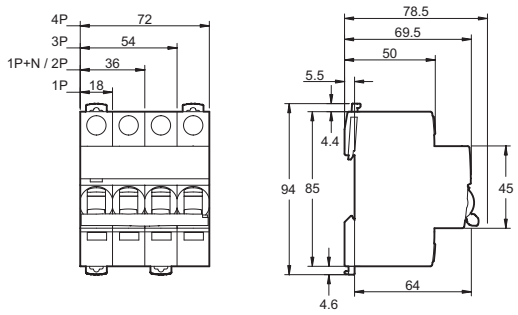

Protection
Earth leakage protection
Residual current devices iDPN Vigi

DB116619 DB123430 DB123400

Country approval pictograms

IEC/EN 61009-1



iDPNa Vigi



iDPN H Vigi



iDPN N Vigi

The iDPN Vigi residual current device provide complete protection for final circuits (against overcurrents and insulation faults):
- protection for users against electric shocks by direct contacts (<= 30 mA),
- protection for users against electric shocks by indirect contacts (300 mA),
- protection of the installations against fire risks (300 mA).

The A-SI range has been designed to maintain a network with optimum safety and continuity of service in installations disturbed by:
- extreme atmospheric conditions,
- harmonic generating loads,
- transient operating currents.

Catalogue numbers

iDPNa Vigi 4500

Type			AC		A		Width in 9 mm modules
Auxiliaries			**Module CA907000 and CA907013**				
1P+N Curve B		**Sensitivity**	**30 mA**	**300 mA**	**10 mA**	**30 mA**	
DB123871 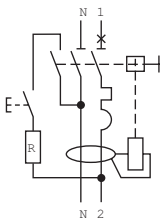	Rating (In)	6 A	**A9D51606**	-	-	**A9D54606**	4
		10 A	**A9D51610**	-	-	**A9D54610**	
		13 A	-	-	-	**A9D54613**	
		16 A	**A9D51616**	-	-	**A9D54616**	
		20 A	**A9D51620**	-	-	**A9D54620**	
		25 A	**A9D51625**	-	-	**A9D54625**	
		32 A	**A9D51632**	-	-	**A9D54632**	
		40 A	**A9D51640**	-	-	**A9D54640**	
1P+N Curve C		**Sensitivity**	**30 mA**	**300 mA**	**10 mA**	**30 mA**	
DB123871 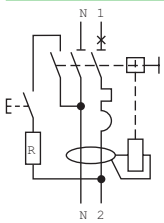	Rating (In)	6 A	**A9D34606**	**A9D44606**	-	**A9D35606**	4
		10 A	**A9D34610**	**A9D44610**	**A9D05610**	**A9D35610**	
		13 A	-	-	-	**A9D35613**	
		16 A	**A9D34616**	**A9D44616**	**A9D05616**	**A9D35616**	
		20 A	**A9D34620**	**A9D44620**	-	**A9D35620**	
		25 A	**A9D34625**	**A9D44625**	-	**A9D35625**	
		32 A	**A9D34632**	**A9D44632**	-	**A9D35632**	
		40 A	**A9D34640**	**A9D44640**	-	**A9D35640**	
Voltage rating (Ue)			230...240 V AC				
Operating frequency			50 Hz				
Accessories			**Module CA907000 and CA907001, comb busbars CA907013**				

Residual current devices iDPN Vigi (cont.)

Catalogue numbers

iDPN N Vigi 6000					
Type				**A**	**Width in 9 mm modules**
Auxiliaries				**Module CA907000 and CA907013**	
1P+N	**Curve B**		**Sensitivity**	**30 mA**	
DB123871 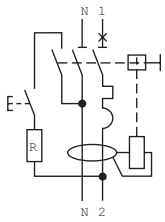		Rating (In)	10 A	**A9D06610**	4
			16 A	**A9D06616**	
			20 A	**A9D06620**	
1P+N	**Curve C**		**Sensitivity**	**30 mA**	
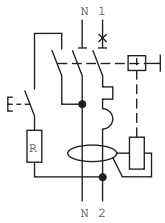		Rating (In)	10 A	**A9D01610**	4
			16 A	**A9D01616**	
			20 A	**A9D01620**	
Voltage rating (Ue)				110 V AC	
Operating frequency				50 Hz	
Accessories				**Module CA907000 and CA907001, comb busbars CA907013**	

iDPN N Vigi 6000												
Type			**AC**		**A**				**A-SI**			**Width in 9 mm modules**
Auxiliaries			**Module CA907000 and CA907013**									
1P+N	**Curve B**	**Sensitivity**	**30 mA**	**300 mA**	**10 mA**	**30 mA**	**100 mA**	**300 mA**	**30 mA**	**100 mA**	**300 mA**	
DB123871 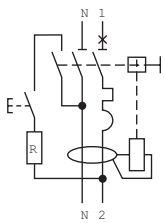	Rating (In) 4 A		**A9D55604**	**A9D68604**	-	**A9D56604**	**A9D60604**	**A9D69604**	-	-	-	4
	6 A		**A9D55606**	**A9D68606**	-	**A9D56606**	**A9D60606**	**A9D69606**	-	-	-	
	10 A		**A9D55610**	**A9D68610**	**A9D08610**	**A9D56610**	**A9D60610**	**A9D69610**	-	-	-	
	13 A		-	-	-	**A9D56613**	**A9D60613**	**A9D69613**	-	-	-	
	16 A		**A9D55616**	**A9D68616**	**A9D08616**	**A9D56616**	**A9D60616**	**A9D69616**	-	-	-	
	20 A		**A9D55620**	**A9D68620**	-	**A9D56620**	**A9D60620**	**A9D69620**	-	-	-	
	25 A		**A9D55625**	**A9D68625**	-	**A9D56625**	**A9D60625**	**A9D69625**	-	-	-	
	32 A		**A9D55632**	**A9D68632**	-	**A9D56632**	**A9D60632**	**A9D69632**	-	-	-	
	40 A		**A9D55640**	**A9D68640**	-	**A9D56640**	**A9D60640**	**A9D69640**	-	-	-	
1P+N	**Curve C**	**Sensitivity**	**30 mA**	**300 mA**	**10 mA**	**30 mA**	**100 mA**	**300 mA**	**30 mA**	**100 mA**	**300 mA**	
DB123871 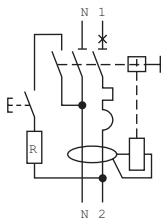	Rating (In) 6 A		**A9D31606**	**A9D41606**	-	**A9D32606**	**A9D52606**	**A9D42606**	**A9D33606**	**A9D53606**	**A9D43606**	4
	10 A		**A9D31610**	**A9D41610**	**A9D02610**	**A9D32610**	**A9D52610**	**A9D42610**	**A9D33610**	**A9D53610**	**A9D43610**	
	13 A		-	-	-	**A9D32613**	**A9D52613**	**A9D42613**	**A9D33613**	**A9D53613**	**A9D43613**	
	16 A		**A9D31616**	**A9D41616**	**A9D02616**	**A9D32616**	**A9D52616**	**A9D42616**	**A9D33616**	**A9D53616**	**A9D43616**	
	20 A		**A9D31620**	**A9D41620**	-	**A9D32620**	**A9D52620**	**A9D42620**	**A9D33620**	**A9D53620**	**A9D43620**	
	25 A		**A9D31625**	**A9D41625**	-	**A9D32625**	**A9D52625**	**A9D42625**	**A9D33625**	**A9D53625**	**A9D43625**	
	32 A		**A9D31632**	**A9D41632**	-	**A9D32632**	**A9D52632**	**A9D42632**	**A9D33632**	**A9D53632**	**A9D43632**	
	40 A		**A9D31640**	**A9D41640**	-	**A9D32640**	**A9D52640**	**A9D42640**	**A9D33640**	**A9D53640**	**A9D43640**	
Voltage rating (Ue)			230...240 V AC									
Operating frequency			50 Hz									
Accessories			**Module CA907000 and CA907001, comb busbars CA907013**									

Residual current devices iDPN Vigi (cont.)

Catalogue numbers

iDPN H Vigi 10000

Type			A		A-SI		Width in 9 mm modules
Auxiliaries			**Module CA907000 and CA907013**				
1P+N Curve B		**Sensitivity**	**30 mA**	**300 mA**	**30 mA**	**300 mA**	
DB123871 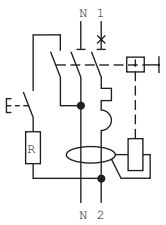	Rating (In)	6 A	**A9D07606**	-	-	-	4
		10 A	**A9D07610**	-	-	-	
		16 A	**A9D07616**	-	-	-	
		20 A	**A9D07620**	-	-	-	
		25 A	**A9D07625**	-	-	-	
		32 A	**A9D07632**	-	-	-	
1P+N Curve C		**Sensitivity**	**30 mA**	**300 mA**	**30 mA**	**300 mA**	
DB123871 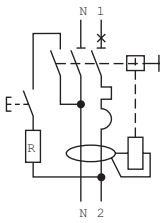	Rating (In)	6 A	**A9D37606**	**A9D47606**	**A9D38606**	**A9D48606**	4
		10 A	**A9D37610**	**A9D47610**	**A9D38610**	**A9D48610**	
		16 A	**A9D37616**	**A9D47616**	**A9D38616**	**A9D48616**	
		20 A	**A9D37620**	**A9D47620**	**A9D38620**	**A9D48620**	
		25 A	**A9D37625**	**A9D47625**	**A9D38625**	**A9D48625**	
		32 A	**A9D37632**	**A9D47632**	**A9D38632**	**A9D48632**	
Voltage rating (Ue)			230...240 V AC				
Operating frequency			50 Hz				
Accessories			**Module CA907000 and CA907001, comb busbars CA907013**				

Residual current devices iDPN Vigi (cont.)

b Fast contact closure

Visi-trip double window
b Fault tripping circuit breaker is indicated by a red mechanical indicator on the front face.
b Earth fault is indicated by a red mechanical indicator on the front face



b Insulated terminals IP20

b Test button

Positive contact indication
b A green strip on the toggle guarantees opening of all the poles in safety conditions (padlocking possible) for work to be carried out on live parts

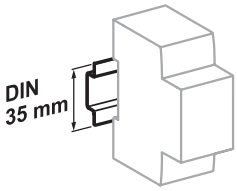

Clip on DIN rail 35 mm.

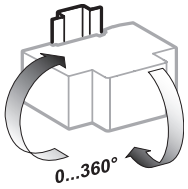

Indifferent position of installation.

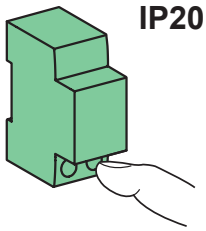

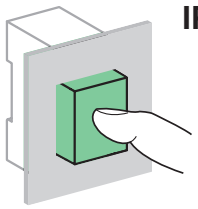

Connection

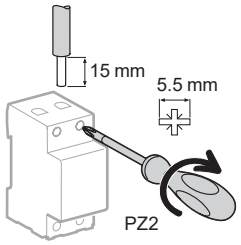

Rating	Tightening torque	Copper cables	
		Rigid	Flexible or with ferrule
4 to 40 A	2 N.m	1 to 16 mm²	1 to 10 mm²

Technical data

Main characteristics				
Type		iDPNa Vigi	iDPN N Vigi	iDPN H Vigi
Insulation voltage (Ui)		400 V AC		
Pollution degree		3		
Rated impulse withstand voltage (Uimp)		4 kV		
Setting temperature for ratings		30°C		
Magnetic tripping	Curve B	Between 3 and 5 In		
	Curve C	Between 5 and 10 In		
According to IEC/EN 61009-1				
Limitation class		3		
Rated breaking capacity (Icn)		4500 A	6000 A	10,000 A
Rated residual breaking and making capacity (IΔm)		4500 A	6000 A	10,000 A
8/20 µs impulse withstand	Type AC	250 Â	250 Â	250 Â
	Type A	250 Â	250 Â	250 Â
	Type A-SI	-	3 kÂ	3 kÂ
Behaviour in case of voltage drop		Residual current protection down to 0 V according to IEC/EN 61009-1 § 3.3.8		
Additional characteristics				
Earth leakage protection with instantaneous tripping		10, 30, 300 mA	10, 30, 100, 300 mA	30, 300 mA
Degree of protection (IEC 60529)	Device only	IP20		
	Device in modular enclosure	IP40 Insulation class II		
Endurance (O-C)	Electrical y 20 A	20,000 cycles		
	Electrical u 25 A	10,000 cycles		
	Mechanical	20,000 cycles		
Overvoltage category (IEC 60364)		III		
Operating temperature	Type AC	-5°C to +60°C		
	Type A, A-SI	-25°C to +60°C		
Storage temperature		-40°C to +85°C		
Tropicalization (IEC 60068-1)		Treatment 2 (relative humidity 95 % to 55°C)		

Weight (g)

Residual current device	
Type	iDPN Vigi
1P+N	125

Dimensions (mm)

